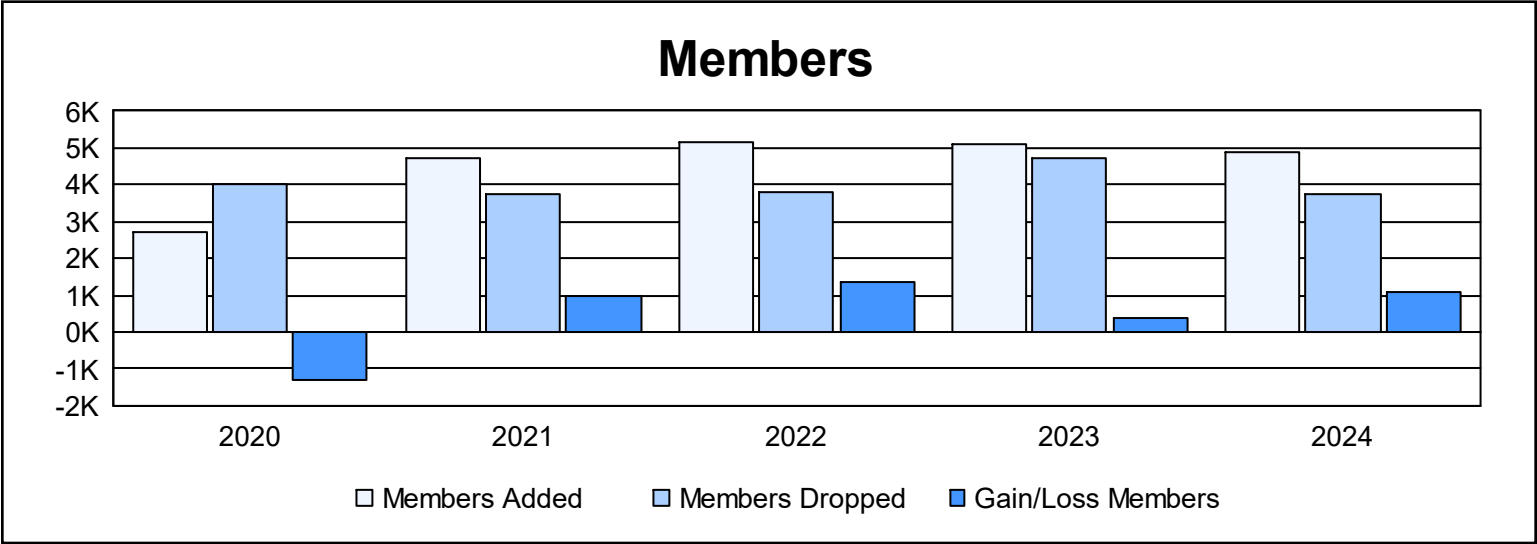
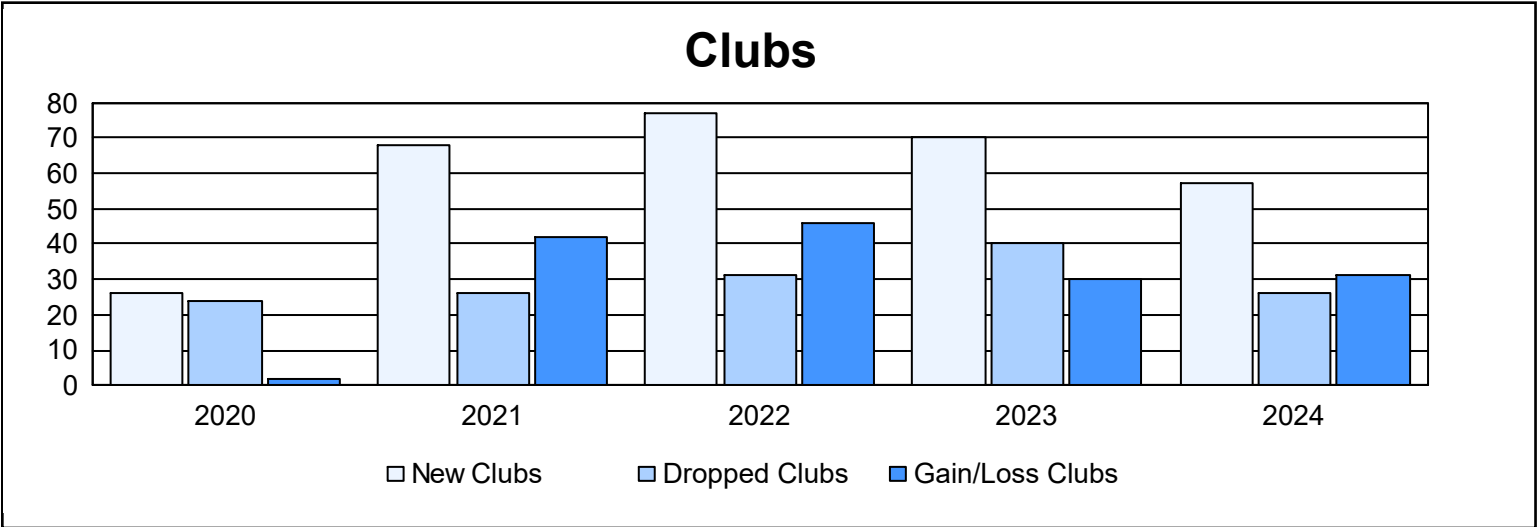
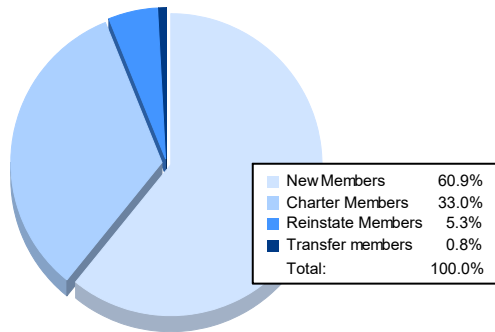


Year	New Clubs	Dropped Clubs	Gain/ Loss Clubs	New Members	Charter Members	Reinstate Members	Transfer Members	Total Member Added	Total Members Dropped	Gain/ Loss Members
2019-2020	26	24	2	1,638	820	245	25	2,728	4,019	-1,291
2020-2021	68	26	42	2,470	1,896	287	48	4,701	3,720	981
2021-2022	77	31	46	2,647	2,165	303	30	5,145	3,781	1,364
2022-2023	70	40	30	2,757	2,020	275	49	5,101	4,705	396
2023-2024	57	26	31	2,962	1,604	258	39	4,863	3,766	1,097
Average	60	29	30	2,495	1,701	274	38	4,508	3,998	509



### Membership Composition June 2024 Cumulative



### Gender Composition June 2024 Cumulative

